

352674-2 ✓ ACTIVE

Z-PACK | Z-PACK 2mm HM

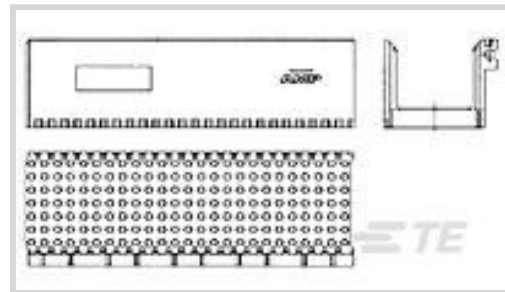
TE Internal #: 352674-2

PCB Connector Shrouds, Shroud, Mating Alignment, 77 Position, 2 mm [.079 in] Centerline, 7 Row, 11 Column, Length .862 in [21.9 mm], Z-PACK 2mm HM

[View on TE.com >](#)



Connectors > PCB Connectors > PCB Connector Accessories > Protection & Strain Relief > PCB Connector Shrouds



Connector Mounting Accessory Type: **Shroud**

Mating Alignment: **With**

Number of Positions: **77**

Centerline (Pitch): **2 mm [.079 in]**

Row-to-Row Spacing: **2 mm [.079 in]**

Features

Product Type Features

Connector Mounting Accessory Type	Shroud
Sealable	No

Configuration Features

Number of Positions	77
Number of Rows	7
Number of Columns	11

Body Features

Shroud Material	Glass-Filled Polycarbonate
Shroud Color	Gray

Contact Features

CompactPCI	No
------------	----

Mechanical Attachment

Mating Alignment Type	Guide Lugs
PCB Mount Retention	Without
Mating Alignment	With

Housing Features

Centerline (Pitch)	2 mm [.079 in]
--------------------	----------------

Dimensions

Accepts Module Length	21.89 mm[.862 in]
Row-to-Row Spacing	2 mm[.079 in]
Product Length	21.9 mm[.862 in]
Product Height	13.45 mm[.529 in]
Product Width	15.4 mm[.606 in]

Usage Conditions

Compatible With Backplane Connector Type	Type B (11)
Operating Temperature Range	-55 – 125 °C[-67 – 257 °F]

Industry Standards

UL Flammability Rating	UL 94V-0
------------------------	----------

Packaging Features

Packaging Method	Tray
------------------	------

Product Compliance

[For compliance documentation, visit the product page on TE.com>](#)

EU RoHS Directive 2011/65/EU	Compliant
EU ELV Directive 2000/53/EC	Compliant
China RoHS 2 Directive MIIT Order No 32, 2016	No Restricted Materials Above Threshold
EU REACH Regulation (EC) No. 1907/2006	Current ECHA Candidate List: JUNE 2022 (224) Candidate List Declared Against: JUNE 2022 (224) Does not contain REACH SVHC
Halogen Content	Not Low Halogen - contains Br or Cl > 900 ppm.
Solder Process Capability	Not applicable for solder process capability

Product Compliance Disclaimer

This information is provided based on reasonable inquiry of our suppliers and represents our current actual knowledge based on the information they provided. This information is subject to change. The part numbers that TE has identified as EU RoHS compliant have a maximum concentration of 0.1% by weight in homogenous materials for lead, hexavalent chromium, mercury, PBB, PBDE, DBP, BBP, DEHP, DIBP, and 0.01% for cadmium, or qualify for an exemption to these limits as defined in the Annexes of Directive 2011/65/EU (RoHS2). Finished electrical and electronic equipment products will be CE marked as required by Directive 2011/65/EU. Components may not be CE marked. Additionally, the part numbers that TE has identified as EU ELV compliant have a maximum concentration of 0.1% by weight in homogenous materials for lead, hexavalent chromium, and mercury, and 0.01% for cadmium, or qualify for an exemption to these limits as defined in the Annexes of Directive 2000/53/EC (ELV). Regarding the REACH Regulation, the information TE provides on SVHC in articles for this part number is based on the latest European Chemicals Agency (ECHA) 'Guidance on requirements for substances in articles' posted at this URL: <https://echa.europa.eu/guidance-documents/guidance-on-reach>


Compatible Parts



Also in the Series | Z-PACK 2mm HM




Backplane Coding Keys(60)



Backplane Connector Housings(4)




Backplane Guide Hardware(37)



Backplane Power Connectors(6)




Board-to-Board Connector Contacts(2)

Hard Metric Backplane Connectors
(269)

High Speed Backplane Connectors(1)



Insertion & Extraction Tools(2)



PCB Connector Covers(4)



PCB Connector Shrouds(39)



PCB Ferrules & Shields(19)



Rectangular Power Connectors(87)

Documents

[Product Drawings](#)
[ZP,HSN 22MM LIF SHR](#)
English



CAD Files

Customer View Model

[ENG_CVM_352674-2_A.2d_dxf.zip](#)

English

Customer View Model

[ENG_CVM_352674-2_A.3d_igs.zip](#)

English

Customer View Model

[ENG_CVM_352674-2_A.3d_stp.zip](#)

English

3D PDF

English

By downloading the CAD file I accept and agree to the [Terms and Conditions](#) of use.

Product Specifications

[Application Specification](#)

English